

*Thanks to everyone...

2. All the Things that can be Done with Figure Captions

Here are some examples of various kinds of figure captions that can be use with this style. They include the normal \LaTeX `\caption{}` as well as many more possibilities which you will see illustrated here.

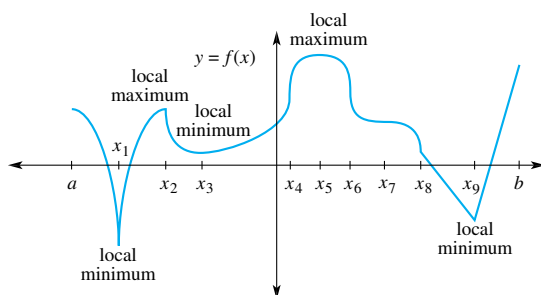


Figure 1: Short caption

Here is an example of a double caption; one figure with two¹ captions appearing side by side:

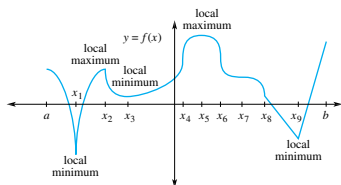


Figure 2: This caption will go on the left side of the page. It is the initial caption of two side-by-side captions.

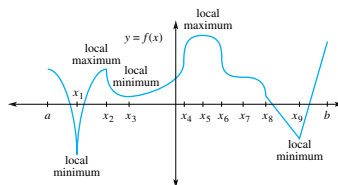


Figure 3: This caption will go on the right side of the page. It is the second of two side-by-side captions.

¹This is a sample footnote.

3. Making Tables

Notice that the caption should be at the top of the table. Use a line above the table, under the column heads, and at the end of the table. If you use the command, `\sphline` instead of `\hline`, you will get a little space added above and below the line, which will make your table look more elegant. The following example shows a caption which includes an indexing command. Notice that there is a `\protect` command before the `\inx`. This keeps L^AT_EX from expanding the `\inx` command at the wrong time.

This form of the tabular command makes the table spread out to the width of the page.

Table 1: Effects of the Two Types of Scaling Proposed by Dennard and Co-Workers.^{a,b}

<i>Parameter</i>	<i>κ Scaling</i>	<i>κ, λ Scaling</i>
Dimension	κ^{-1}	λ^{-1}
Voltage	κ^{-1}	κ^{-1}
Currant	κ^{-1}	λ/κ^2
Dopant Concentration	κ	λ^2/κ

^aRefs. 19 and 20.

^b $\kappa, \lambda > 1$.

Tables may use also the`\sidebyside` command to position the tables side by side.

Table 2: A small table with table caption.

$\alpha\beta\Gamma\Delta$ One	Two	Three
one	two	three

Table 3: A small table with a second table caption.

$\alpha\beta\Gamma\Delta$ One	Two	Three
one	two	three
one	two	three

4. Other environments

This is a sample of extract or quotation. This is a sample of extract or quotation. This is a sample of extract or quotation.

1. This is the first item in the numbered list.

2. This is the second item in the numbered list. This is the second item in the numbered list. This is the second item in the numbered list.

- This is the first item in the itemized list.
- This is the first item in the itemized list. This is the first item in the itemized list. This is the first item in the itemized list.

This is how to get an indented paragraph without an item marker.

This is how to get an indented paragraph without an item marker.

Theorem 1. *Here is a theorem.*

Definition 2. *We define an orthopedic....*

5. Summary

This is a summary of this article.

Acknowledgments

The authors wish to thank Drs. T. Misugi, M. Kobayashi, and M. Fukuta for their encouragement and support. Their authors also wish to thank their colleagues...

References

- [1] Anderson, Terry L., and Fred S. McChesney. (n.d.). "Raid or Trade? An Economic Model of Indian-White Relations," Political Economy Research Center Working Paper 93-1.
- [2] Lacey, W.K. (1968). *History of Socialism*. Ithaca, NY: Cornell University Press.
- [3] Oliva, Pavel. (1971). *Sparta and Her Social Problems*. Amsterdam: Adolf M. Hakkert.
- [4] Zimmern, Alfred. (1961). *The Greek Commonwealth: Politics and Economics in Fifth-Century Athens*, 5th ed. New York: Galaxy Book, Oxford University Press.

Using BibTeX for a bibliography

1. Sample Chapter Bibliography Using BibTeX

If you would rather make a bibliography using BibTeX write,

```
\bibliographystyle{plain}
\chapbbblname{chapbib}
\chapbibliography{logic}
```

and substitute the name of your .bib file for `logic` below. If you don't have `plain.bst` on your system, you can get it where you can find the book style files .

This will allow many BibTeX bibliographies in one book. This example shows the chapter bibliography using `\normallatexbib`. See the documentation, `KapProc.doc`, for more information.

References

- [1] W. Bibel and E. Eder. *Methods and Calculi for Deduction*, pages 67–182. In Gabbay et al. [2], 1993.
- [2] D. Gabbay, C.J. Hogger, and J.A. Robinson, editors. *Handbook of Logic in Artificial Intelligence and Logic Programming I: Logical Foundations*. Oxford University Press, 1993.